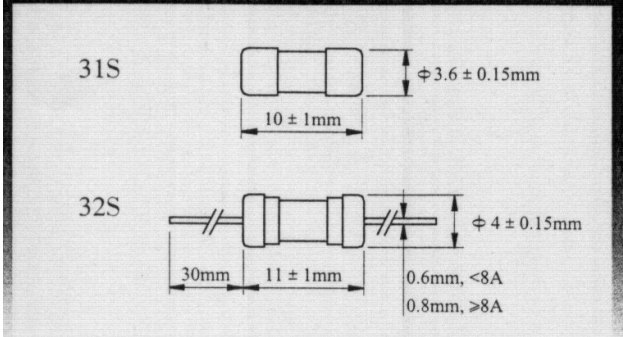
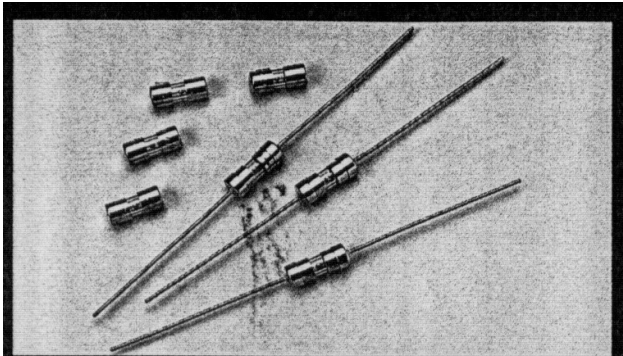


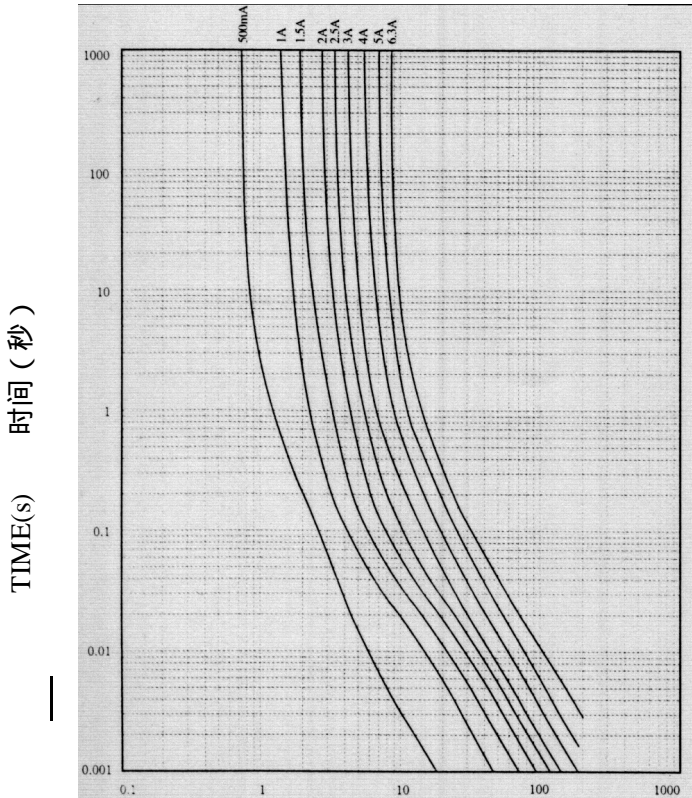
31S,32S 3.6 × 10

玻璃保险丝管 (延时型) GLASS TUBE FUSE (SLOW-BLOW)



I-T CHARACTERISTICS CURVE

电流-时间曲线图



CURRENT(A)
电流 (安培)

目录编号 CATALOG NO.	额定电流 AMPERE RATING	认证 APPROVALS								I ² T 参考值 REFERENCE (A ² .S)
		UL		CSA		CUL		PSE		
		H	L	H	L	H	L	H	L	
0100H/L	100mA	O	O	O	O					0.0078
0125H/L	125mA	O	O	O	O					0.015
0150H/L	150mA	O	O	O	O					0.026
0160H/L	160mA	O	O	O	O					0.030
0200H/L	200mA	O	O	O	O					0.048
0250H/L	250mA	O	O	O	O					0.075
0300H/L	300mA	O	O	O	O					0.11
0315H/L	315mA	O	O	O	O					0.12
0350H/L	350mA	O	O	O	O					0.15
0375H/L	375mA	O	O	O	O					0.17
0400H/L	400mA	O	O	O	O					0.19
0500H/L	500mA	O	O	O	O					0.30
0600H/L	600mA	O	O	O	O					0.43
0630H/L	630mA	O	O	O	O					0.48
0750H/L	750mA	O	O	O	O					0.68
0800H/L	800mA	O	O	O	O					1.2
010H/L	1A	O	O	O	O					2.0
012H/L	1.2A	O	O	O	O					2.8
013H/L	1.25A	O	O	O	O					3.1
015H/L	1.5A	O	O	O	O					4.5
016H/L	1.6A	O	O	O	O					5.1
020H/L	2A	O	O	O	O					8.0
023H/L	2.25A	O	O	O	O					10
025H/L	2.5A	O	O	O	O					13
030H/L	3A	O	O	O	O					18
032H/L	3.15A	O	O	O	O					20
035H/L	3.5A	O	O	O	O					25
040H/L	4A	O	O	O	O					32
050H/L	5A	O	O	O	O					54
060H/L	6A	O	O	O	O					61
063H/L	6.3A	O	O	O	O					95
070H/L	7A	O	O	O	O					131
080H/L	8A	O	O	O	O					171
090H/L	9A	O	O	O	O					216
100H/L	10A	O	O	O	O					264
120H/L	12A									380
150H/L	15A									594

H DENOTES FOR 250V (H 表示 250V)

L DENOTES FOR 125V (L 表示 125V)

O DENOTES FOR APPROVED (O 表示已经取得认证)

分断电流 :

INTERRUPTING RATING:

50 amperes at 125V AC(100mA-15A)

50 amperes at 250V AC(100mA-15A)

电气特性 ELECTRICAL CHARACTERISTICS:

额定电流 RATING	熔断时间 BLOWING TIME
100%	4 hours Min (最快 4 小时)
200%	1-60 sec (1 秒-60 秒)